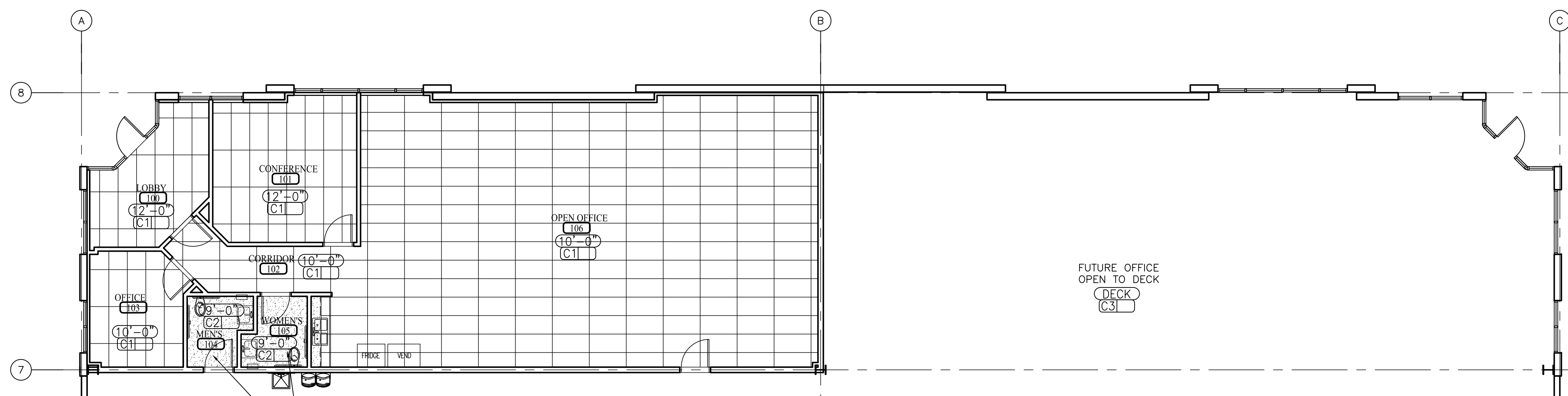
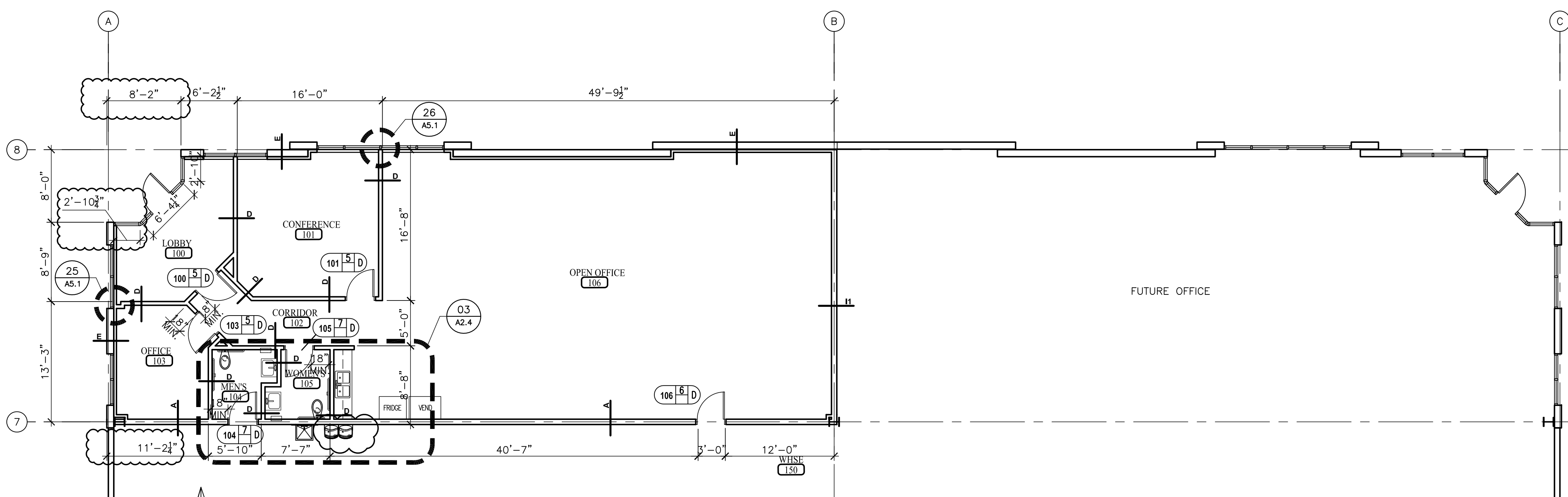


03 ENLARGED RESTROOM PLANS
SCALE: 1/4" = 1'-0"



02 OFFICE RCP
SCALE: 1/8" = 1'-0"

SOUND ATTENUATE OVER RESTROOMS, TYP.



01 OFFICE PLAN
SCALE: 1/8" = 1'-0"

GENERAL NOTES:

- REFER TO SHEET A 5.2 FOR DOOR, HARDWARE AND WALL TYPE SCHEDULES.
- REFER TO SHEET A 5.3 FOR INTERIOR FINISH SCHEDULE AND PLAN.
- ALL OPENINGS WHICH PENETRATE THE 1 HOUR RATED WALL MUST BE RATED ASSEMBLIES PER CODE.
- PROVIDE COMPRESSED 3/4" THICK FOAM TAPE WHERE AN INTERIOR PARTITION MEETS A WINDOW MULLION, UNLESS NOTED OTHERWISE, TYP.
- PROVIDE FIRE EXTINGUISHERS PER CODE.

PLAN SYMBOLS:

SYMBOL	REMARKS
DOOR SYMBOL: DOOR NUMBER (101 5 D), HARDWARE TYPE (101 5 D), SPECIFIC DOOR/HARDWARE NOTES	REFER TO SHEET A 5.2 FOR DOOR AND HARDWARE SCHEDULES.
WALL SYMBOL: — —	REFER TO SHEET A 5.2 FOR WALL TYPE SCHEDULE.
WINDOW SYMBOL: (W1)	REFER TO SHEET A 5.2 FOR WINDOW TYPE SCHEDULE.

GENERAL R.C.P. NOTES

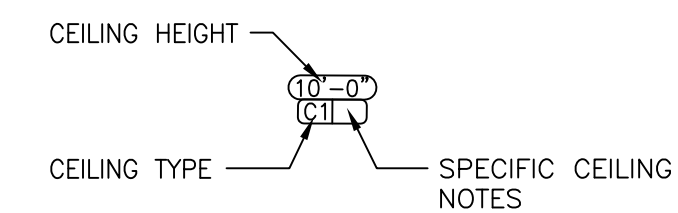
- CEILING LOCATION TO BE DETERMINED BY CONTRACTOR. WHENEVER POSSIBLE, CENTER TILES ON MAJOR ROOMS AND CORRIDORS TO DETERMINE GRID LOCATION.
- CONTRACTOR SHALL NOT INSTALL ANY CEILING TILES LESS THAN 6" WIDE. COORDINATE GRID INSTALLATION WITH SUPERINTENDENT WHENEVER THIS CONDITION OCCURS.
- EXHAUST FANS AND OTHER VISIBLE OBJECTS, UNLESS NOTED OTHERWISE, SHALL BE PLACED ON THE CENTER OF A CEILING TILE. REFER TO MEP PLANS.

R.C.P. LEGEND

- CEILING
- C1 2x4 ACOUSTIC TILE
 - C2 GYP. BOARD
 - C3 TO DECK

NEW 2X4 CEILING GRIDS WITH 2X4 CEILING TILES PER SYMBOL ABOVE

R.C.P. SYMBOL



NOTES:

- EXPOSED BEAMS SHALL BE PAINTED WITH FRESH COAT OF PAINT. TOUCH UP PAINT. WIRE BRUSH THE RUST OFF THE EXPOSED DECK IF NECESSARY.

DATE	REVISION	ISSUED AS	COORDINATION
07/18/17	ISSUED AS BACKGROUND	ISSUED AS BACKGROUND	ISSUED FOR CONSTRUCTION
08/15/17	ISSUED AS UPDATED BACKGROUND	ISSUED AS UPDATED BACKGROUND	ISSUED FOR CONSTRUCTION
10/17/17	ISSUED FOR PERMIT	ISSUED FOR PERMIT	
01/24/18	ISSUED FOR PERMIT	ISSUED FOR PERMIT	
03/09/18	CLIENT REVISION	CLIENT REVISION	
05/09/18	ADDRESS REVISION	ADDRESS REVISION	
08/16/18	CC REVISION	CC REVISION	

EXP. 09/30/2019

TOMORROW PLANNING, INC.
JOHN T. MARROW
 PROPRIETARY INFORMATION
 THIS DRAWING IS THE PROPERTY OF TOMORROW PLANNING, INC. NO PORTION OF ANY DESIGN INFORMATION CONTAINED HEREIN MAY BE REPRODUCED OR TRANSMITTED IN ANY FORM OR BY ANY MEANS, ELECTRONIC OR MECHANICAL, WITHOUT PERMISSION IN WRITING FROM TOMORROW PLANNING, INC. COPYRIGHT © 1989-2011

PARK PID
 5701 PARK PID RD
 CORPUS CHRISTI, TX 78406

DRAWING TITLE
OFFICE PLAN & RCP

INITIAL DATE: DRAWN BY:
 SCALE: AS SHOWN CHK'D BY:
 DWG. NO.:
 PROJECT NO.: 1705

SHEET NO.
A 2.4